

@KDD17

# metapath2vec

## Scalable Representation Learning for Heterogeneous Networks

**Yuxiao Dong**

Microsoft Research  
& Notre Dame

**Nitesh V. Chawla**

University of Notre Dame

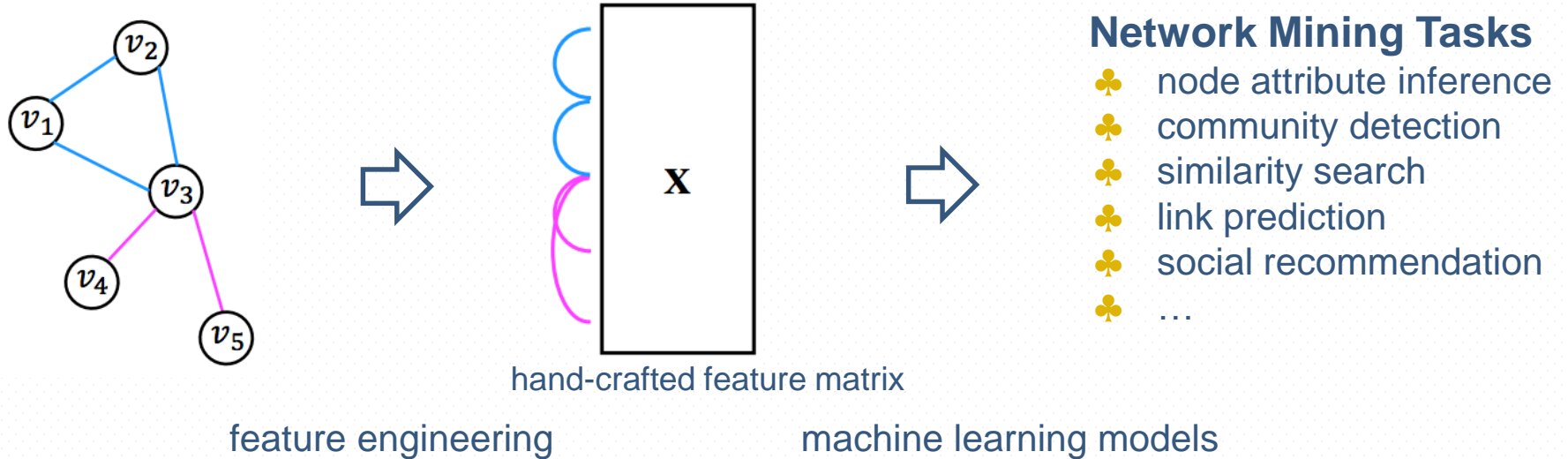
**Ananthram Swami**

Army Research Lab

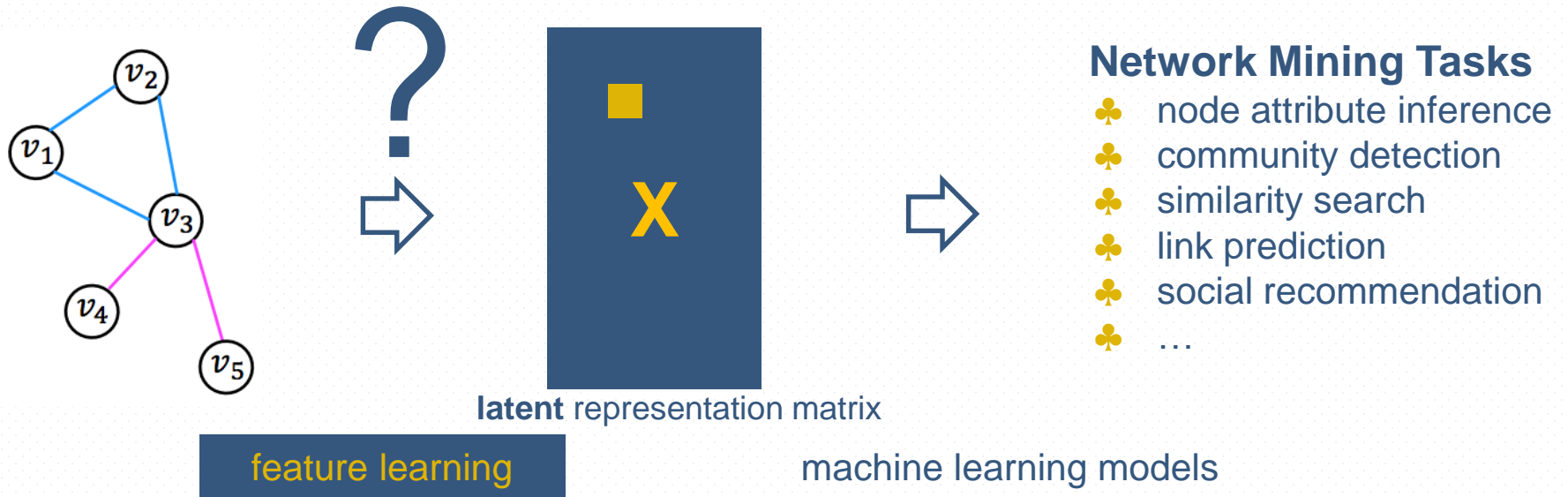
Interdisciplinary Center for Network Science and Applications (*iCeNSA*)  
University of Notre Dame



# Conventional Network Mining and Learning



# Network Embedding for Mining and Learning



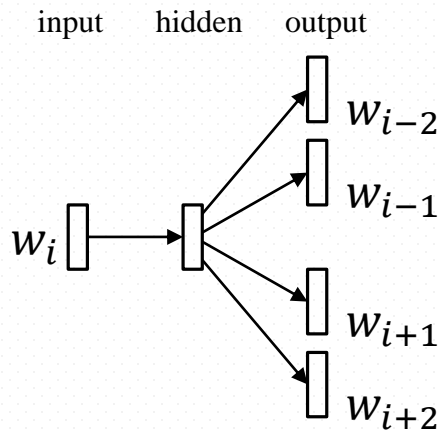
# Word Embedding in NLP

- ♣ Input: a text corpus  $D = \{W\}$
- ♣ Output:  $X \in R^{|W| \times d}$ ,  $d \ll |W|$ ,  $d$ -dim vector  $X_w$  for each word  $w$ .



- Computational lens on big social and information networks.
- The connections between individuals form the structural ...
- In a network sense, individuals matters in the ways in which ...
- Accordingly, this thesis develops computational models to investigating the ways that ...
- We study two fundamental and interconnected directions: user demographics and network diversity
- ... ..

sentences



word2vec

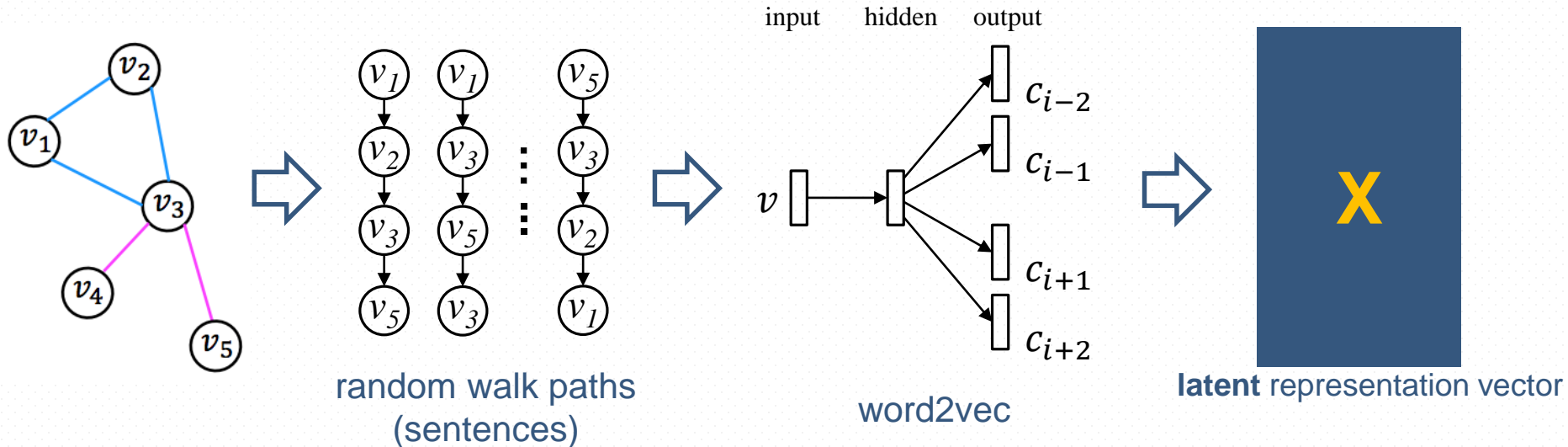


latent representation vector

- ♣ geographically close words---a word and its context words---in a sentence or document exhibit interrelations in human natural language.

# Network Embedding

- ♣ Input: a network  $G = (V, E)$
- ♣ Output:  $X \in R^{|V| \times d}$ ,  $d \ll |V|$ ,  $d$ -dim vector  $X_v$  for each node  $v$ .



## DeepWalk [Perozzi et al., KDD14]

1. B. Perozzi, R. Al-Rfou, and S. Skiena, “DeepWalk: Online learning of social representations,” in *KDD’14*, pp. 701–710.
2. A. Grover, J. Leskovec. node2vec: Scalable Feature Learning for Networks. in *KDD’16*, pp. 855–864.
3. T. Mikolov, I Sutskever, K Chen, GS Corrado, J Dean. Distributed representations of words and phrases and their compositionality. In *NIPS’13*, pp. 3111-31119.
4. T. Mikolov, K. Chen, G. Corrado, and J. Dean, “Efficient estimation of word representations in vector space,” *arXiv:1301.3781*, 2013.

# Heterogeneous Network Embedding: Problem

- ♣ Input: a heterogeneous information network  $G = (V, E, T)$
- ♣ Output:  $X \in R^{|V| \times d}$ ,  $d \ll |V|$ ,  $d$ -dim vector  $X_v$  for each node  $v$ .



# Heterogeneous Network Embedding: Challenges

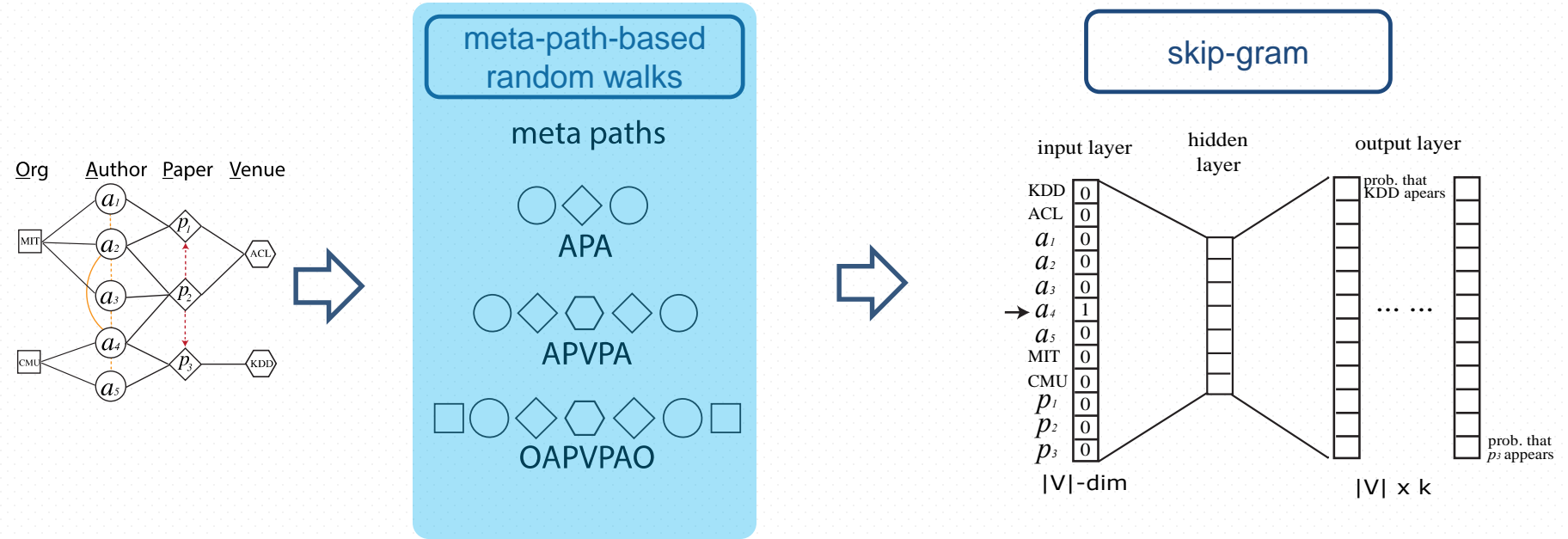
- ♣ How do we effectively preserve the concept of “node-context” among multiple types of nodes, e.g., authors, papers, & venues in academic heterogeneous networks?
- ♣ Can we directly apply homogeneous network embedding architectures to heterogeneous networks?
- ♣ It is also difficult for conventional meta-path based methods to model similarities between nodes without connected meta-paths.

# Heterogeneous Network Embedding: Solutions

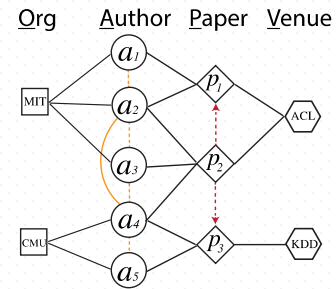




# metapath2vec



# metapath2vec: Meta-Path-Based Random Walks



**Goal:** to generate paths that are able to capture both the semantic and structural correlations between different types of nodes, facilitating the transformation of heterogeneous network structures into skip-gram.

# metapath2vec: Meta-Path-Based Random Walks

- Given a meta-path scheme

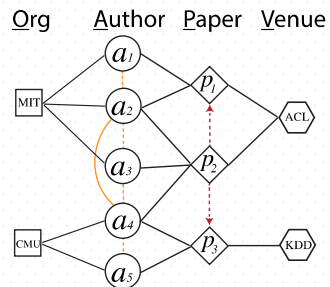
$$\mathcal{P}: V_1 \xrightarrow{R_1} V_2 \xrightarrow{R_2} \dots V_t \xrightarrow{R_t} V_{t+1} \dots \xrightarrow{R_{l-1}} V_l$$

- The transition probability at step  $i$  is defined as

$$p(v^{i+1} | v_t^i, \mathcal{P}) = \begin{cases} \frac{1}{|N_{t+1}(v_t^i)|} & (v^{i+1}, v_t^i) \in E, \phi(v^{i+1}) = t+1 \\ 0 & (v^{i+1}, v_t^i) \in E, \phi(v^{i+1}) \neq t+1 \\ 0 & (v^{i+1}, v_t^i) \notin E \end{cases}$$

- Recursive guidance for random walkers, i.e.,

$$p(v^{i+1} | v_t^i) = p(v^{i+1} | v_1^i), \text{ if } t = l$$



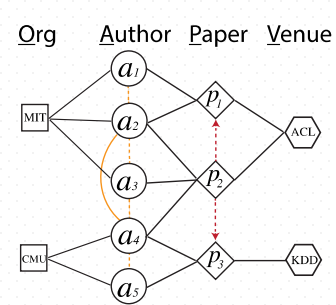
# metapath2vec: Meta-Path-Based Random Walks

- Given a meta-path scheme (Example)

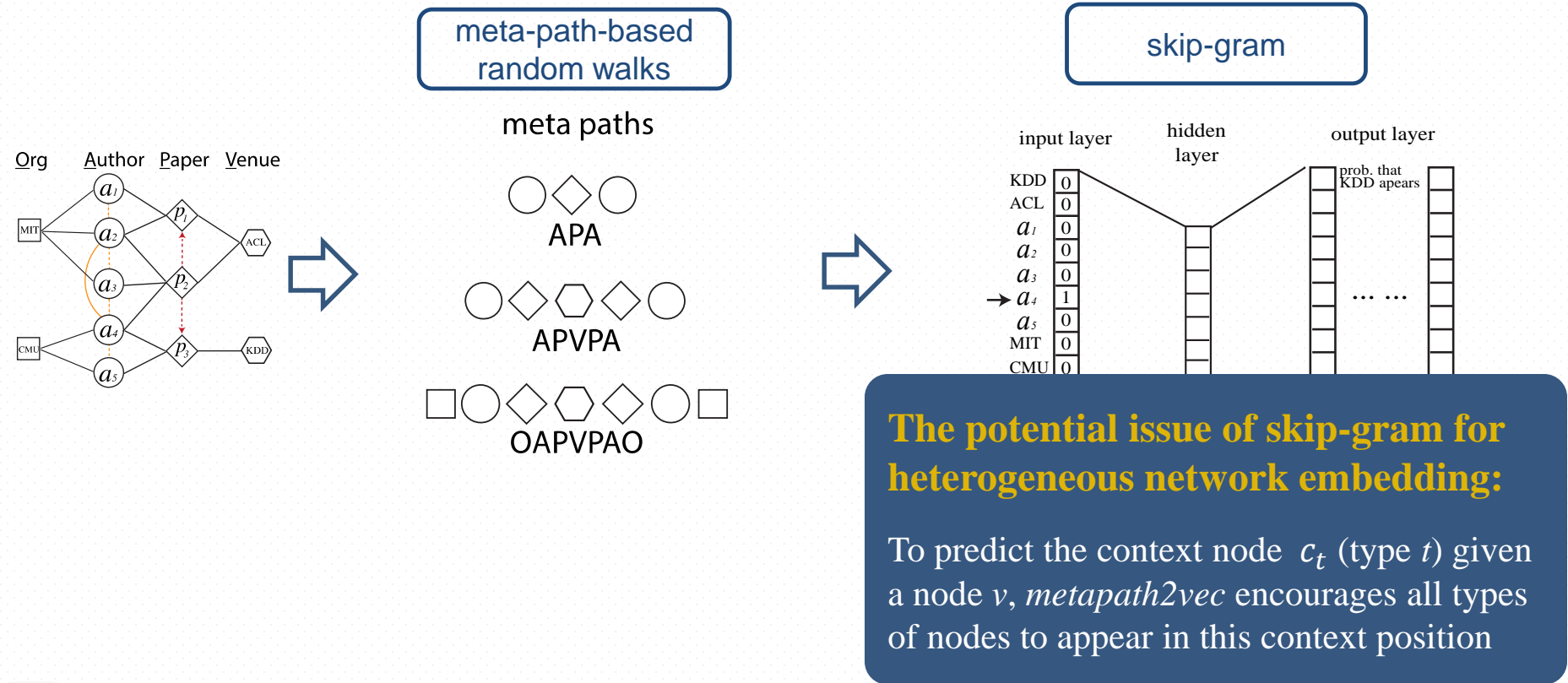
*OAPVPAO*

- In a traditional random walk procedure, in the toy example, the next step of a walker on node  $a_4$  transitioned from node CMU can be all types of nodes surrounding it— $a_2$ ,  $a_3$ ,  $a_5$ ,  $p_2$ ,  $p_3$ , and CMU.

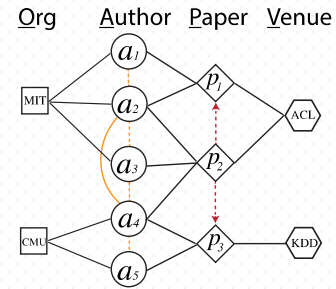
- Under the meta-path scheme 'OAPVPAO', for example, the walker is biased towards paper nodes (P) given its previous step on an organization node CMU (O), following the semantics of this meta-path.



# metapath2vec

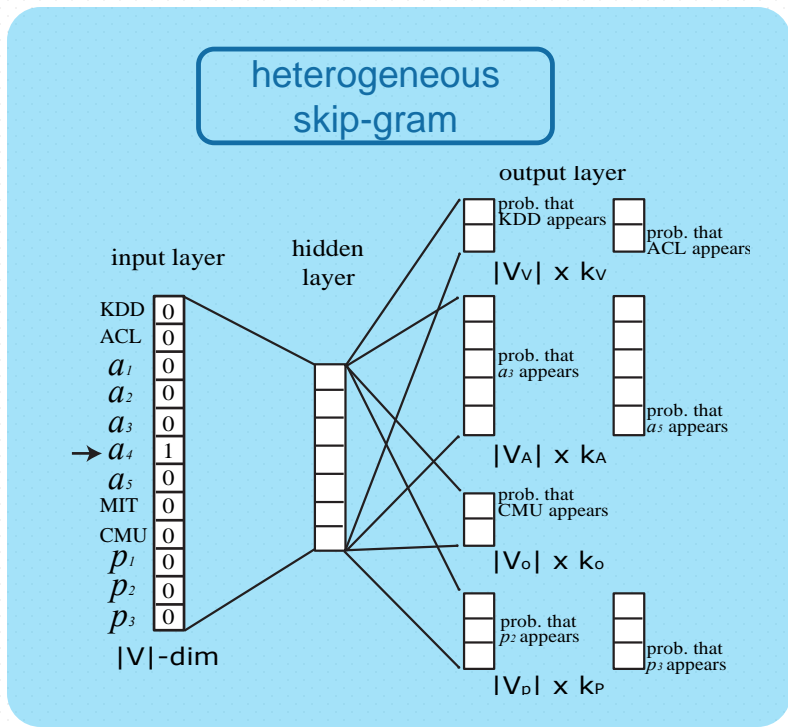
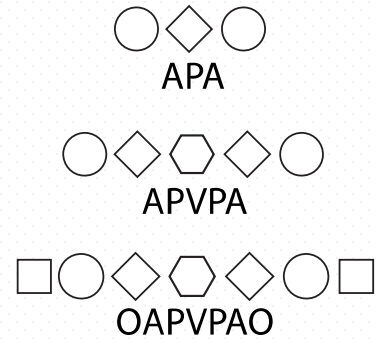


# metapath2vec++

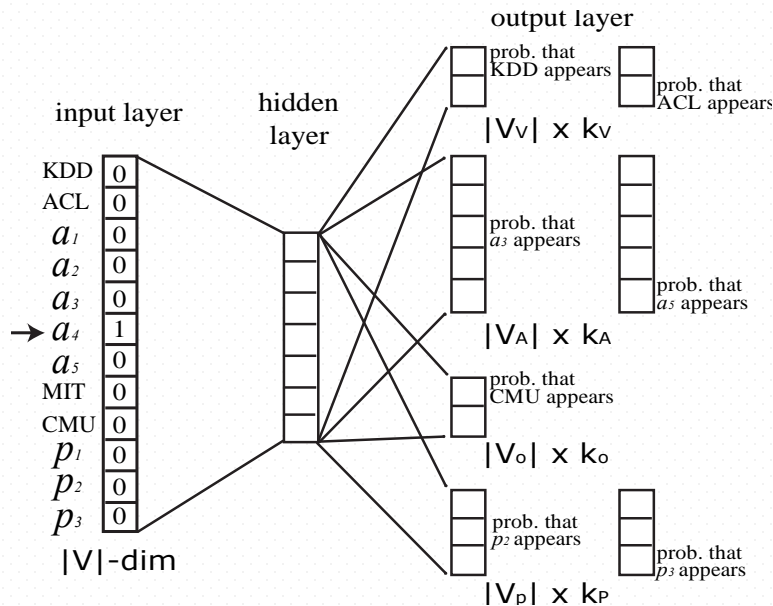


meta-path-based random walks

meta paths



# metapath2vec++: Heterogeneous Skip-Gram



- ♣ objective function (heterogeneous negative sampling)

$$\mathcal{O}(\mathbf{X}) = \log \sigma(X_{c_t} \cdot X_v) + \sum_{k=1}^K \mathbb{E}_{u_t^k \sim P_t(u_t)} [\log \sigma(-X_{u_t^k} \cdot X_v)]$$

- ♣ softmax in *metapath2vec*

$$p(c_t|v; \theta) = \frac{e^{X_{c_t} \cdot X_v}}{\sum_{u \in V} e^{X_u \cdot X_v}}$$

- ♣ softmax in *metapath2vec++*

$$p(c_t|v; \theta) = \frac{e^{X_{c_t} \cdot X_v}}{\sum_{u_t \in V_t} e^{X_{u_t} \cdot X_v}}$$

- ♣ stochastic gradient descent

$$\frac{\partial \mathcal{O}(\mathbf{X})}{\partial X_{u_t^k}} = (\sigma(X_{u_t^k} \cdot X_v) - \mathbb{I}_{c_t}[u_t^k]) X_v$$

$$\frac{\partial \mathcal{O}(\mathbf{X})}{\partial X_v} = \sum_{k=0}^K (\sigma(X_{u_t^k} \cdot X_v) - \mathbb{I}_{c_t}[u_t^k]) X_{u_t^k}$$

# metapath2vec++

**Input:** The heterogeneous information network  $G = (V, E, T)$ , a meta-path scheme  $\mathcal{P}$ , #walks per node  $w$ , walk length  $l$ , embedding dimension  $d$ , neighborhood size  $k$

**Output:** The latent node embeddings  $\mathbf{X} \in \mathbb{R}^{|V| \times d}$

initialize  $\mathbf{X}$  ;

for  $i = 1 \rightarrow w$  do

```
  for  $v \in V$  do
    |  $MP = \text{MetaPathRandomWalk}(G, \mathcal{P}, v, l)$  ;
    |  $\mathbf{X} = \text{HeterogeneousSkipGram}(\mathbf{X}, k, MP)$  ;
  end
```

end

return  $\mathbf{X}$  ;

**MetaPathRandomWalk**( $G, \mathcal{P}, v, l$ )

$MP[1] = v$  ;

for  $i = 1 \rightarrow l-1$  do

```
  draw  $u$  according to Eq. 3 ;
  |  $MP[i+1] = u$  ;
```

end

return  $MP$  ;

**HeterogeneousSkipGram**( $\mathbf{X}, k, MP$ )

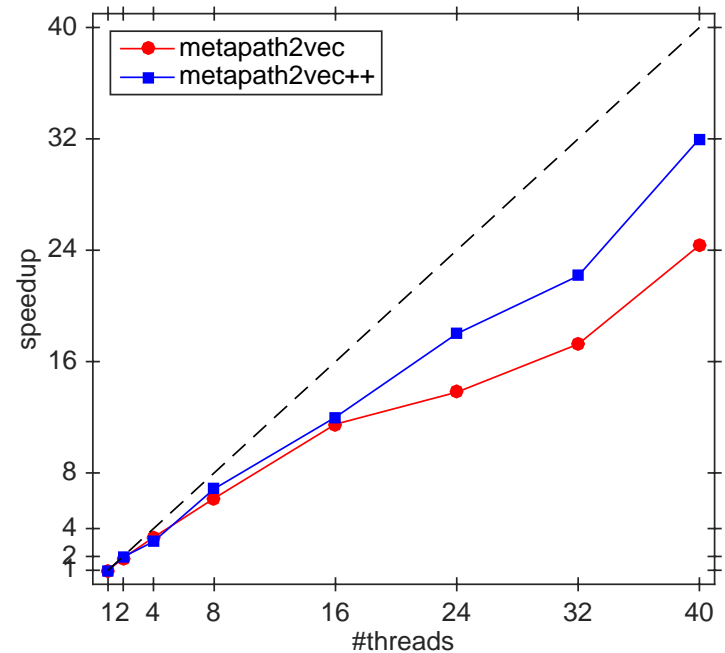
for  $i = 1 \rightarrow l$  do

```
   $v = MP[i]$  ;
  for  $j = \max(0, i-k) \rightarrow \min(i+k, l) \ \& \ j \neq i$  do
    |  $c_t = MP[j]$  ;
    |  $\mathbf{X}^{new} = \mathbf{X}^{old} - \eta \cdot \frac{\partial O(\mathbf{X})}{\partial \mathbf{X}}$  (Eq. 7) ;
```

end

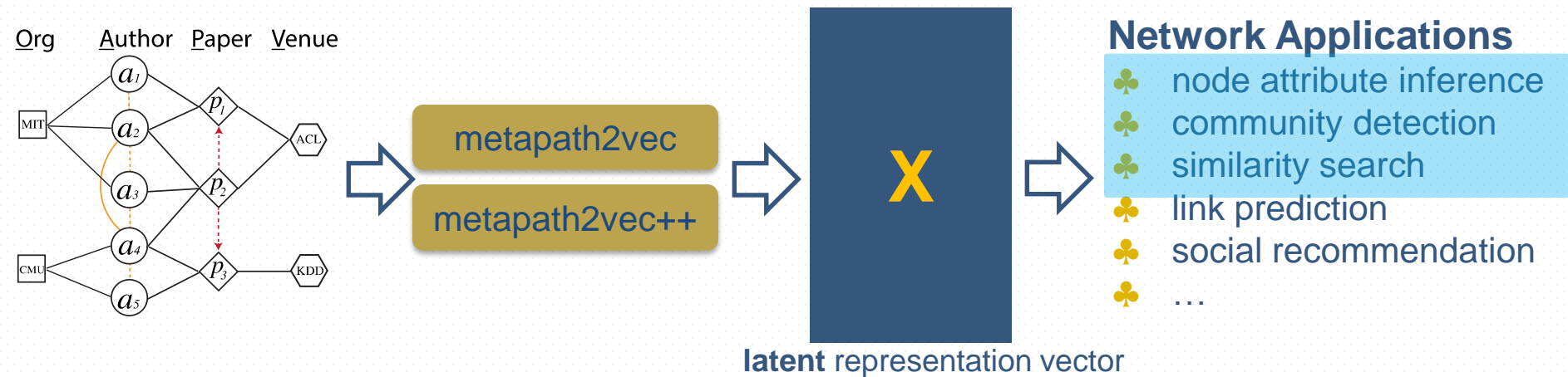
end

- ♣ every sub-procedure is easy to parallelize
- ♣ 24-32X speedup by using 40 cores





# Network Mining and Learning Paradigm



# Experiments

## Heterogeneous Data

- ♣ AMiner Academic Network
  - 1.7 million authors
  - 3 million papers
  - 3800+ venues
  - 8 research areas

## Baselines

- ♣ DeepWalk [KDD '14]
- ♣ node2vec [KDD '16]
- ♣ LINE [WWW '15]
- ♣ PTE [KDD '15]

## Parameters

- ♣ #walks: 1000
- ♣ walk-length: 100
- ♣ #dimensions: 128
- ♣ neighborhood size: 7

## Mining Tasks

- ♣ node classification
  - logistic regression
- ♣ node clustering
  - k-means
- ♣ similarity search
  - cosine similarity

# Application 1: Multi-Class Node Classification

Table 2: Multi-class venue node classification results in AMiner data.

Metric	Method	5%	10%	20%	30%	40%	50%	60%	70%	80%	90%
Macro-F1	DeepWalk/node2vec	0.0723	0.1396	0.1905	0.2795	0.3427	0.3911	0.4424	0.4774	0.4955	0.4457
	LINE (1st+2nd)	0.2245	0.4629	0.7011	0.8473	0.8953	0.9203	0.9308	0.9466	0.9410	0.9466
	PTE	0.1702	0.3388	0.6535	0.8304	0.8936	0.9210	0.9352	0.9505	0.9525	0.9489
	<i>metapath2vec</i>	0.3033	0.5247	0.8033	0.8971	0.9406	0.9532	0.9529	0.9701	0.9683	0.9670
	<i>metapath2vec++</i>	0.3090	0.5444	0.8049	0.8995	0.9468	0.9580	0.9561	0.9675	0.9533	0.9503
Micro-F1	DeepWalk/node2vec	0.1701	0.2142	0.2486	0.3266	0.3788	0.4090	0.4630	0.4975	0.5259	0.5286
	LINE (1st+2nd)	0.3000	0.5167	0.7159	0.8457	0.8950	0.9209	0.9333	0.9500	0.9556	0.9571
	PTE	0.2512	0.4267	0.6879	0.8372	0.8950	0.9239	0.9352	0.9550	0.9667	0.9571
	<i>metapath2vec</i>	0.4173	0.5975	0.8327	0.9011	0.9400	0.9522	0.9537	0.9725	0.9815	0.9857
	<i>metapath2vec++</i>	0.4331	0.6192	0.8336	0.9032	0.9463	0.9582	0.9574	0.9700	0.9741	0.9786

# Application 1: Multi-Class Node Classification

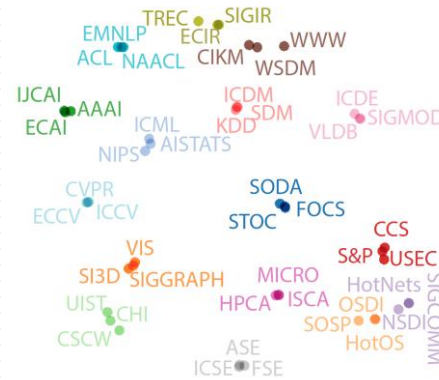
Table 3: Multi-class **author** node classification results in AMiner data.

Metric	Method	5%	10%	20%	30%	40%	50%	60%	70%	80%	90%
Macro-F1	DeepWalk/node2vec	0.7153	0.7222	0.7256	0.7270	0.7273	0.7274	0.7273	0.7271	0.7275	0.7275
	LINE (1st+2nd)	0.8849	0.8886	0.8911	0.8921	0.8926	0.8929	0.8934	0.8936	0.8938	0.8934
	PTE	0.8898	0.8940	0.897	0.8982	0.8987	0.8990	0.8997	0.8999	0.9002	0.9005
	<i>metapath2vec</i>	0.9216	0.9262	0.9292	0.9303	0.9309	0.9314	0.9315	0.9316	0.9319	0.9320
	<i>metapath2vec++</i>	0.9107	0.9156	0.9186	0.9199	0.9204	0.9207	0.9207	0.9208	0.9211	0.9212
Micro-F1	DeepWalk/node2vec	0.7312	0.7372	0.7402	0.7414	0.7418	0.7420	0.7419	0.7420	0.7425	0.7425
	LINE (1st+2nd)	0.8936	0.8969	0.8993	0.9002	0.9007	0.9010	0.9015	0.9016	0.9018	0.9017
	PTE	0.8986	0.9023	0.9051	0.9061	0.9066	0.9068	0.9075	0.9077	0.9079	0.9082
	<i>metapath2vec</i>	0.9279	0.9319	0.9346	0.9356	0.9361	0.9365	0.9365	0.9365	0.9367	0.9369
	<i>metapath2vec++</i>	0.9173	0.9217	0.9243	0.9254	0.9259	0.9261	0.9261	0.9262	0.9264	0.9266

# Application 2: Node Clustering

Node clustering results (NMI) in AMiner

methods	venue	author
DeepWalk/node2vec	0.1952	0.2941
LINE (1st+2nd)	0.8967	0.6423
PTE	0.9060	0.6483
<i>metapath2vec</i>	0.9274	0.7470
<i>metapath2vec++</i>	0.9261	0.7354

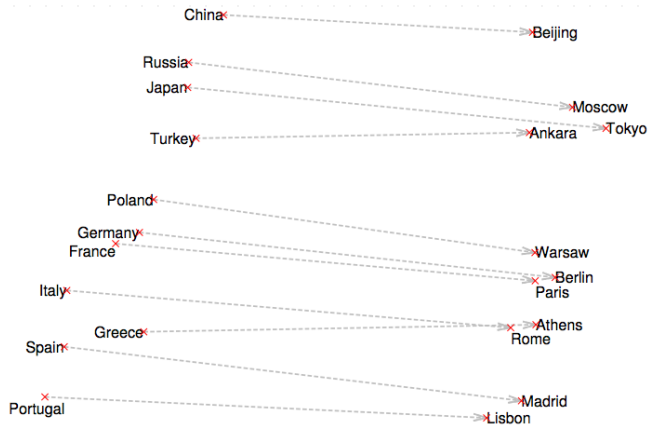


# Application 3: Similarity Search

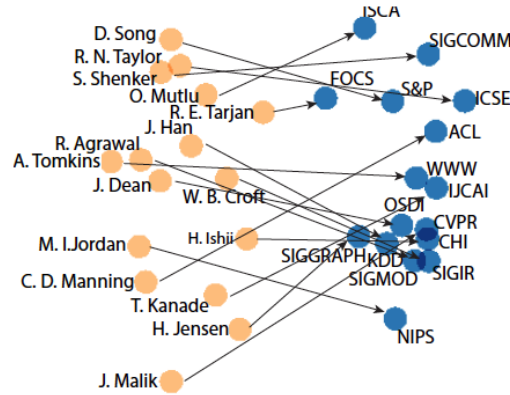
**Table 5: Case study of similarity search in AMiner Data**

Rank	ACL	NIPS	IJCAI	CVPR	FOCS	SOSP	ISCA	S&P	ICSE	SIGGRAPH	SIGCOMM	CHI	KDD	SIGMOD	SIGIR	WWW
0	ACL	NIPS	IJCAI	CVPR	FOCS	SOSP	ISCA	S&P	ICSE	SIGGRAPH	SIGCOMM	CHI	KDD	SIGMOD	SIGIR	WWW
1	EMNLP	ICML	AAAI	ECCV	STOC	TOCS	HPCA	CCS	TOSEM	TOG	CCR	CSCW	SDM	PVLDB	ECIR	WSDM
2	NAACL	AISTATS	AI	ICCV	SICOMP	OSDI	MICRO	NDSS	FSE	SI3D	HotNets	TOCHI	TKDD	ICDE	CIKM	CIKM
3	CL	JMLR	JAIR	IJCV	SODA	HotOS	ASPLOS	USENIX S	ASE	RT	NSDI	UIST	ICDM	DE Bull	IR J	TWEB
4	CoNLL	NC	ECAI	ACCV	A-R	SIGOPS E	PACT	ACSAC	ISSTA	CGF	CoNEXT	DIS	DMKD	VLDBJ	TREC	ICWSM
5	COLING	MLJ	KR	CVIU	TALG	ATC	ICS	JCS	E SE	NPAR	IMC	HCI	KDD E	EDBT	SIGIR F	HT
6	IJCNLP	COLT	AI Mag	BMVC	ICALP	NSDI	HiPEAC	ESORICS	MSR	Vis	TON	MobileHCI	WSDM	TODS	ICTIR	SIGIR
7	NLE	UAI	ICAPS	ICPR	ECCC	OSR	PPOPP	TISS	ESEM	JGT	INFOCOM	INTERACT	CIKM	CIDR	WSDM	KDD
8	ANLP	KDD	CI	EMMCVPR	TOC	ASPLOS	ICCD	ASIACCS	A SE	VisComp	PAM	GROUP	PKDD	SIGMOD R	TOIS	TIT
9	LREC	CVPR	AIPS	T on IP	JAIG	EuroSys	CGO	RAID	ICPC	GI	MobiCom	NordiCHI	ICML	WebDB	IPM	WISE
10	EACL	ECML	UAI	WACV	ITCS	SIGCOMM	ISLPED	CSFW	WICSA	CG	IPTPS	UbiComp	PAKDD	PODS	AIRS	WebSci

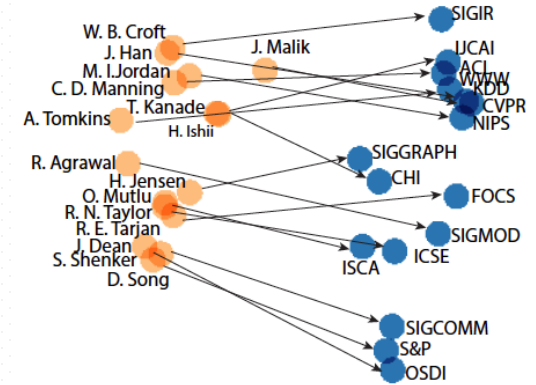
# Visualization




word2vec [Mikolov, 2013]



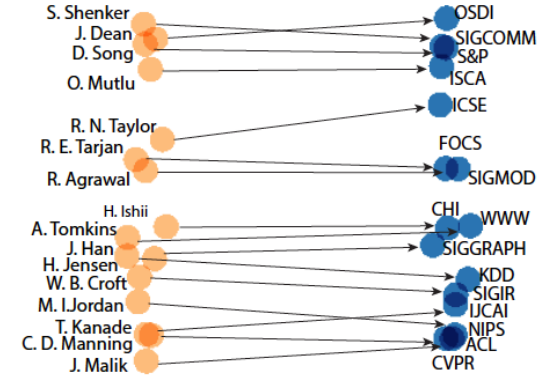
(a) DeepWalk/node2vec



(b) PTE



(c) metapath2vec



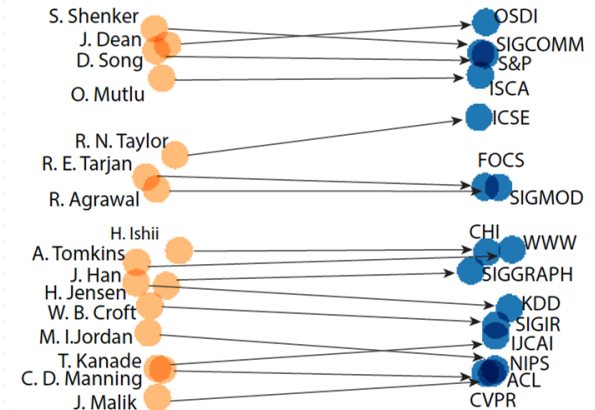
(d) metapath2vec++

♣ **Problem:** Heterogeneous Network Embedding

♣ **Models:** *metapath2vec* & *metapath2vec++*

♣ The automatic discovery of internal semantic relationships between different types of nodes in heterogeneous networks

♣ **Applications:** classification, clustering, & similarity search





# Thank you!

Data & Code



<https://ericdongyx.github.io/metapath2vec/m2v.html>